



Hello Blair Stars!

Welcome to week 3 of Summer School! This week we will be talking about what's under the sea. There are so many wonderful things to explore when talking about the ocean. Who lives in the ocean? What are they called? How do they move in the ocean? What does the ocean look like? What colors are in the ocean? What does water feel like? We have a lot to explore this week. We have a lot of fun activities planned! Don't forget we have google meets this Tuesday and Thursday both at 10AM. You don't need anything but yourselves. We can't wait to see you!

Taryn, Mary Kay, and Luis

Hola Blair Stars!

¡Bienvenidos a la semana 3 de la escuela de verano! Esta semana hablaremos de lo que hay debajo del mar. Hay tantas cosas maravillosas para explorar cuando se habla del océano. ¿Quién vive en el océano? ¿Cómo se llaman? ¿Cómo se mueven

en el océano? ¿Cómo se ve el océano? ¿Qué colores hay en el océano? ¿Cómo se siente el agua? Tenemos mucho que explorar esta semana. ¡Tenemos muchas actividades divertidas planeadas! No olvides que Google se reúne este martes y jueves a las 10 a.m. No necesitan nada más que ustedes mismos. ¡Estamos ansiosos por verte!

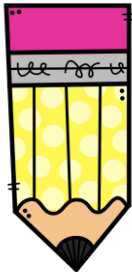

Taryn, Mary Kay y Luis


Bonjour Blair Stars!

Bienvenue à la semaine 3 de l'école d'été! Cette semaine, nous parlerons de ce qui se trouve sous la mer. Il y a tellement de choses merveilleuses à explorer en parlant de l'océan. Qui vit dans l'océan? Comment s'appellent-ils? Comment se déplacent-ils dans l'océan? À quoi ressemble l'océan? Quelles couleurs sont dans l'océan? À quoi ressemble l'eau? Nous avons beaucoup à explorer cette semaine. Nous avons beaucoup d'activités amusantes prévues! N'oubliez pas que Google se réunit mardi et jeudi à 10 heures. Vous n'avez besoin que de vous. Nous avons hâte de vous voir!

Taryn, Mary Kay et Luis

# **Under the Sea Week**

<p><b>Meet the Teachers</b></p> 	<p>Just in case anyone needs a refresher! :)</p> <p><a href="https://www.youtube.com/watch?v=aEPBlr4r3Fc&amp;feature=youtu.be">https://www.youtube.com/watch?v=aEPBlr4r3Fc&amp;feature=youtu.be</a></p>
<p><b>Circle Time</b></p> 	<p><b>New circle time!</b> Join Taryn for a quick circle time! (10 minutes!)</p> <p>This week's video is about the same length as last week. We are steadily increasing your child's ability to attend for longer periods of time. If you need to take breaks during video, take those breaks!</p> <p>You can play this video every morning before you do the day's activities. Using the same video every day for this week (repetition) will allow your child more opportunities to learn new vocabulary, mimic movements, and practice following directions.</p> <p>Each time your child watches they will be able to remember more, and in turn focus on new aspects of the video.</p> <p>Click the link below! <a href="https://www.youtube.com/watch?v=yXoZ9mR3iW4&amp;feature=youtu.be">https://www.youtube.com/watch?v=yXoZ9mR3iW4&amp;feature=youtu.be</a></p>
<p><b>MONDAY</b></p>	



Read Aloud: Under the Sea 1,2,3  
[https://www.youtube.com/watch?v=o\\_ZqI6dpmx8&feature=youtu.be](https://www.youtube.com/watch?v=o_ZqI6dpmx8&feature=youtu.be)

### Questions to ask


On each page count the number of sea creatures.

On each page ask "Can you point to blue? Orange? Red? Yellow?" Ask your child to find whatever colors are on the page.



Mary Kay found a really great video to practice the ABCs with ocean animals! Click the link to watch!  
[https://www.youtube.com/watch?time\\_continue=2&v=AXSL8kjiyxO&feature=emb\\_logo](https://www.youtube.com/watch?time_continue=2&v=AXSL8kjiyxO&feature=emb_logo)

### Goldfish Counting




You can count with goldfish! Click the link below for some free goldfish counting cards.

<https://www.kindergartenworksheetsandgames.com/2019/03/lowercase-letters-trace-erase.html>

Otherwise, grab your goldfish and you can follow along with Taryn  
<https://www.youtube.com/watch?v=C10yIGdLVvU&feature=youtu.be>

### Goldfish Letter Trace






If you would like some letter practice, you can trace the first letter of your child's name with goldfish. Click the link below for free alphabet tracing sheets.

<https://www.totschooling.net/2016/04/goldfish-crackers-alphabet-tracing-free.html>

Otherwise, you can follow along with Taryn in the video below. Click the link!

<https://www.youtube.com/watch?v=-SkEDKBmsJ4&feature=youtu.be>

## TUESDAY



Read Aloud: Little fish and Big fish

## Little Shoe Big Shoe



Shoes are a great way to practice math. Grab shoes in your house and have your child put the pairs of shoes together. Or

<https://www.youtube.com/watch?v=XznB3OFwstY&feature=youtu.be>

### **Questions to ask**

On each page ask: "Where is the little fish? Point to it!" and "Where is the big fish? Point to it!"

This is a great way to practice big and small/little.

You can ask these questions and answer them aloud to help your student practice vocabulary and identifying.

have your child sort shoes by little shoes (kids) and big shoes (adult). Click the link for some other shoe ideas!

<https://theeducatorsspinonit.com/shoe-activities-for-preschool-learning/>

### **Octopus Activity**



Let's do some fine motor practice! Follow along with Taryn to make an octopus. You will need:




- Paper
- Pen
- Paper Cup
- Cheerios

You can also find the directions below!

<https://besttoys4toddlers.com/octopus-fine-motor-play/>

### **Cupcake Liner Fish**

You can use cupcake liners and paper plates to make a fish!

	 <p>GluedToMyCraftsBlog.com</p> <p><i>Cupcake liner</i> <b>FISH</b></p> <p><a href="https://www.gluedtomycraftsblog.com/2016/06/cupcake-liner-fish-kid-craft.html">https://www.gluedtomycraftsblog.com/2016/06/cupcake-liner-fish-kid-craft.html</a></p>
<p><b>GOOGLE MEET</b></p>	<p>There will be a Google Meet at 10AM On Tuesday. The meet will be approximately 10 minutes. We will do some Math and Language Arts using Music. You don't need to bring anything to this meet but you and your student! <b>Click the link below at 10 AM on Tuesday to join.</b></p> <p><a href="https://meet.google.com/bec-jhpf-wyc">https://meet.google.com/bec-jhpf-wyc</a></p>
<p><b>WEDNESDAY</b></p>	
 <p>Read Aloud: At the Aquarium</p>	<p><b>Edible Ocean Sensory Play</b></p>  <p>edible fish sensory play</p>

<https://www.youtube.com/watch?v=aOLaxZRzc08&feature=youtu.be>

**Questions to ask**

Who lives at the aquarium?

What colors do you see? Point to red! Point to yellow! Point to Blue!

Point to the jellyfish legs

Find a big fish.

Find a small fish.

You can ask these questions and answer them aloud to help your student practice vocabulary and identifying.

Click the link below to use jello and fish candies to make an ocean sensory experience. While playing, talk to your student about what they are feeling. Ask is it squishy? Is it soft? Is it blue? What colors are the fish?

<https://www.fantasticfunandlearning.com/edible-fish-small-world-sensory-play.html>

**Ocean Foam**




Another way to have ocean sensory fun is with foam! Click the link below to make this easy and fun recipe. This is NOT edible. But still a lot of fun!

<https://viewsfromastepstool.com/ocean-soap-foam-sensory-play/>



## THURSDAY



Read Aloud: Who Lives in the Sea

[https://www.youtube.com/watch?v=xABR\\_5YOmMs&feature=youtu.be](https://www.youtube.com/watch?v=xABR_5YOmMs&feature=youtu.be)

### **Questions to ask**

Where is the fish? Point to it!

Where is the turtle? Point to it?

Where is the shark? Point to it!

Where is the crab? Point to it!

Where is the dolphin? Point to it!

Where is the whale? Point to it!

You can ask these questions and answer them aloud to help your student practice vocabulary and identifying.

### **Paper Plate Fish**



Here is an easy craft to make a fish! All you need is a paper plate and some paint! Click the link below to see how.

<https://kidfriendlythingstodo.com/easy-paper-plate-fish-craft-for-kids-kid-friendly-things-to-do/>

### **Frozen Shaving Cream Ocean**



Give your student a different sensory experience. Freeze shaving cream! It will feel very light and cool to the touch. You can talk about temperature as well! Do this activity outside and compare how the shaving cream feels and how hot it is outside. Click the link below to see how to



Mary Kay found a really cool video showing underwater animals! Click below to watch!

[https://www.youtube.com/watch?time\\_continue=119&v=tSzqojYlAyl&feature=emb\\_logo](https://www.youtube.com/watch?time_continue=119&v=tSzqojYlAyl&feature=emb_logo)

make frozen shaving cream!

<https://www.hellowonderful.co/post/frozen-shaving-cream-ocean-sensory-play/>

### Google Meet

There will be a Google Meet at 10AM On Thursday. The meet will be approximately 10 minutes. We will do some Math and Language Arts using Music. You don't need to bring anything to this meet but you and your student! **Click the link below at 10 AM on Thursday to join.**

<https://meet.google.com/oso-wfqc-mic>

### Extra Practice

### Sensory Bin "Sand"



Learn how to make your own sensory sand! It's quick and easy! You only need two supplies. Click the link below to see how!

[https://www.youtube.com/watch?v=iKQ\\_KkYYWFU&feature=youtu.be](https://www.youtube.com/watch?v=iKQ_KkYYWFU&feature=youtu.be)



Click the link below to listen to the read aloud!

<https://www.youtube.com/watch?v=xmpt6kDjqew&feature=youtu.be>

### Water Play



There is a lot of water in the ocean! Click the link below for some water play ideas! It's summer now. If the weather is tolerable, take this water play outside!

<https://www.livewellplaytogether.com/water-transfer-stem-water-play/>

### Ocean Foil Painting



For a different painting experience, paint on aluminum foil! The paint will go on very smooth and your student may enjoy it more than using paper. You can also do this with finger painting. Click the link below!

<http://www.paper-and-glue.com/2017/08/ocean-foil-painting->



[preschool-process-art.html?utm\\_medium=social&utm\\_source=pinterest&utm\\_campaign=tailwind\\_tribes&utm\\_content=tribes](https://preschool-process-art.html?utm_medium=social&utm_source=pinterest&utm_campaign=tailwind_tribes&utm_content=tribes)

### **Shark Sensory Bin**



Into sharks? Click the link below to see how to make a shark sensory bin!

<https://mommysbundle.com/shark-sensory-bin-an-easy-shark-week-activity/>

### **Beach Sensory Bin**



No beach no problem! Click the link below to see how to make a beach sensory bin!

<https://mommysbundle.com/beach-party-sensory-activity/>

Don't forget you can make edible sand if you'd rather use that as a base for a Beach Sensory bin. Click the link below!